

# Excess Molar Volumes and Viscosity Deviations of Binary Liquid Mixtures of 1,3-Dioxolane and 1,4-Dioxane with Butyl Acetate, Butyric Acid, Butylamine, and 2-Butanone at 298.15 K

Mahendra Nath Roy,\* Biswajit Sinha, and Vikas Kumar Dakua

Department of Chemistry, University of North Bengal, Darjeeling-734013, India

Densities and viscosities were measured for the binary mixtures of 1,4-dioxane and 1,3-dioxolane with butyl acetate, butyric acid, butylamine, and 2-butanone at 298.15 K over the entire composition range. From density and viscosity data, the values of excess molar volume ( $V^E$ ) and viscosity deviation ( $\Delta\eta$ ) have been determined. These results were fitted to Redlich–Kister type polynomial equations. The density and viscosity data have been analyzed in terms of some semiempirical viscosity models.

## Introduction

Studies on thermodynamic and transport properties are important in understanding the nature of molecular interactions in binary liquid mixtures. Properties of mixtures are useful for designing many types of transport and process equipment in the chemical industry.<sup>1–5</sup> 1,4-Dioxane, 1,3-dioxolane, and their binary liquid mixtures are important solvents widely used in various industries. 1,4-Dioxane and 1,3-dioxolane are cyclic diethers differing in one methylene group, thus they differ in quadrupolar and dipolar order.<sup>6</sup> In this work we report density and viscosity for {1,4-dioxane or 1,3-dioxolane + butyl acetate, butyric acid, butylamine, or 2-butanone} mixtures at 298.15 K.

## Experimental Section

**Materials.** 1,4-Dioxane (Merck, India) was kept several days over potassium hydroxide (KOH), refluxed for 24 h, and distilled over lithium aluminum hydride ( $\text{LiAlH}_4$ ). Details have been described earlier.<sup>1</sup> 1,3-Dioxolane (LR) was purified by standard methods.<sup>7</sup> It was refluxed with  $\text{PbO}_2$  and fractionally distilled after the addition of xylene. Butyl acetate, butyric acid, butylamine, and 2-butanone (S.D. Fine Chemicals, Analytical Reagent, purity > 99 %) were used without further purification. The purity of the solvents was ascertained by GLC and also by comparing experimental values of densities and viscosities with those reported in the literature<sup>8–13</sup> as listed in Table 1.

**Apparatus and Procedure.** The densities were measured with an Ostwald-Sprengel type pycnometer having a bulb volume of 25  $\text{cm}^3$  and an internal diameter of the capillary of about 0.1 cm. The pycnometer was calibrated at 298.15 K with double-distilled water and benzene. The pycnometer with the test solution was equilibrated in a water bath maintained at  $\pm 0.01$  K of the desired temperature by means of a mercury in glass thermoregulator, and the absolute temperature was determined by a calibrated platinum resistant thermometer and Muller bridge. The pycnometer was then removed from the thermostatic bath, properly dried, and weighed. The evaporation losses remained insignificant during the time of actual measurements. An average of triplicate measurements was taken into account.

\* To whom correspondence should be addressed. E-mail: mahendraroy@yahoo.co.in. Fax: +91-0353-2581546.

**Table 1.** Comparison of Density  $\rho$  and Viscosity  $\eta$  of the Pure Liquids with Literature Data at 298.15 K

pure liquid	$\rho/(\text{g}\cdot\text{cm}^{-3})$		$\eta/(\text{mPa}\cdot\text{s})$	
	expt.	lit.	expt.	lit.
1,4-dioxane	1.0265	1.0278 <sup>8</sup>	1.196	1.196 <sup>8</sup>
1,3-dioxolane	1.0571	1.0587 <sup>9</sup>	0.531	
butyl acetate	0.8744	0.8761 <sup>10</sup>	0.668	0.674 <sup>10</sup>
butyric acid	0.9528		1.396	
butylamine	0.7319	0.7331 <sup>11</sup>	0.493	0.496 <sup>12</sup>
2-butanone	0.7981	0.7996 <sup>13</sup>	0.373	0.378 <sup>13</sup>

The mixtures were prepared by mixing known volume of pure liquids in airtight-stoppered bottles. The reproducibility in mole fraction was within  $\pm 0.0002$ . The mass measurements accurate to  $\pm 0.01$  mg were made on a digital electronic analytical balance (Mettler, AG 285, Switzerland). The total uncertainty of density is  $\pm 0.0001$   $\text{g}\cdot\text{cm}^{-3}$  and that of the temperature is  $\pm 0.01$  K.

The viscosity was measured by means of a suspended Ubbelohde type viscometer, which was calibrated at 298.15 K with triple-distilled water and purified methanol using density and viscosity values from the literature. The flow times were accurate to  $\pm 0.1$  s, and the uncertainty in the viscosity measurements, based on our work on several pure liquids, was within  $\pm 0.03$  % of the reported value. Details of the methods and techniques of density and viscosity measurements have been described earlier.<sup>4,14</sup>

## Results and Discussion

The experimental viscosities, densities, excess volumes ( $V^E$ ), and viscosity deviations ( $\Delta\eta$ ) for the binary mixtures studied at 298.15 K are listed in Table 2.

**Excess Molar Volume.** The excess molar volumes,  $V^E$ , were calculated using the equation

$$V^E = \sum_{i=1}^j x_i M_i \left( \frac{1}{\rho} - \frac{1}{\rho_i} \right) \quad (1)$$

where  $\rho$  is the density of the mixture;  $M_i$ ,  $x_i$ , and  $\rho_i$  are the molecular weight, mole fraction, and density of  $i$ th component in the mixture, respectively. The values of excess molar volume,

**Table 2. Values of Density  $\rho$ , Viscosity  $\eta$ , Excess Molar Volume  $V^E$ , Viscosity Deviation  $\Delta\eta$ , and Grunberg–Nissan Interaction Parameter  $d_{12}$  for the Binary Mixtures of 1,4-Dioxane or 1,3-Dioxolane at 298.15 K**

$x_1$	$\rho$ g·cm <sup>-3</sup>	$\eta$ mPa·s	$V^E \times 10^6$ m <sup>3</sup> ·mol <sup>-1</sup>	$\Delta\eta$ mPa·s	$d_{12}$	$T_{12}$	$H_{12}$	$x_1$	$\rho$ g·cm <sup>-3</sup>	$\eta$ mPa·s	$V^E \times 10^6$ m <sup>3</sup> ·mol <sup>-1</sup>	$\Delta\eta$ mPa·s	$d_{12}$	$T_{12}$	$H_{12}$
1,3-Dioxolane (1) + 2-Butanone (2)															
0	0.7981	0.373	0	0				0.5935	0.9381	0.456	-0.207	-0.010	-0.0311	0.4447	0.4306
0.0976	0.8189	0.384	-0.084	-0.004	-0.0479	0.4405	0.4293	0.6943	0.9655	0.473	-0.173	-0.009	-0.0330	0.4444	0.4297
0.1957	0.8405	0.397	-0.133	-0.006	-0.0368	0.4430	0.4311	0.7956	0.9942	0.491	-0.113	-0.007	-0.0352	0.4440	0.4298
0.2944	0.8631	0.411	-0.164	-0.008	-0.0276	0.4451	0.4325	0.8975	1.0245	0.510	-0.045	-0.004	-0.0366	0.4438	0.4279
0.3935	0.8868	0.426	-0.185	-0.009	-0.0260	0.4455	0.4325	1	1.0571	0.531	0	0			
0.4933	0.9118	0.441	-0.201	-0.010	-0.0273	0.4454	0.4319								
1,3-Dioxolane (1) + Butyric acid (2)															
0	0.9528	1.396	0	0				0.6408	1.0169	0.854	-0.317	0.012	0.5576	0.9389	0.9906
0.1167	0.9631	1.297	-0.067	0.001	0.3771	0.9201	0.9703	0.7351	1.0272	0.770	-0.270	0.010	0.5965	0.9373	0.9897
0.2292	0.9737	1.202	-0.150	0.004	0.4054	0.9243	0.9743	0.8263	1.0374	0.688	-0.206	0.007	0.6393	0.9353	0.9882
0.3376	0.9843	1.111	-0.209	0.007	0.4372	0.9283	0.9784	0.9146	1.0473	0.608	-0.113	0.003	0.6751	0.9297	0.9827
0.4422	0.9953	1.023	-0.276	0.010	0.4735	0.9325	0.9829	1	1.0571	0.531	0	0			
0.5432	1.0061	0.938	-0.302	0.012	0.5140	0.9363	0.9873								
1,3-Dioxolane (1) + Butyl acetate (2)															
0	0.8744	0.668	0	0				0.7017	0.9761	0.571	-0.050	-0.001	0.0224	0.6068	0.5981
0.1484	0.8907	0.621	-0.128	-0.027	-0.3078	0.4728	0.4939	0.7853	0.9952	0.565	-0.034	0.005	0.0783	0.6204	0.6138
0.2816	0.9069	0.599	-0.149	-0.031	-0.2239	0.5167	0.5230	0.8625	1.0150	0.556	-0.023	0.006	0.1211	0.6291	0.6253
0.4019	0.9233	0.588	-0.129	-0.025	-0.1506	0.5490	0.5465	0.9338	1.0356	0.544	-0.012	0.004	0.1568	0.6349	0.6344
0.5111	0.9403	0.583	-0.103	-0.015	-0.0771	0.5761	0.5690	1	1.0571	0.531	0	0			
0.6106	0.9578	0.577	-0.072	-0.007	-0.0230	0.5939	0.5851								
1,3-Dioxolane (1) + Butylamine (2)															
0	0.7319	0.493	0	0				0.6002	0.8968	0.464	0.077	-0.052	-0.4384	0.4185	0.4041
0.1001	0.7551	0.477	0.013	-0.020	-0.4626	0.3922	0.3988	0.7002	0.9321	0.478	0.058	-0.041	-0.3899	0.4319	0.4142
0.2001	0.7796	0.463	0.038	-0.038	-0.0489	0.3907	0.3937	0.8001	0.9703	0.496	0.039	-0.027	-0.3285	0.4478	0.4277
0.3002	0.8058	0.458	0.065	-0.047	-0.4628	0.4022	0.4001	0.9001	1.0118	0.513	0.021	-0.013	-0.2860	0.4590	0.4370
0.4002	0.8338	0.455	0.082	-0.054	-0.4630	0.4062	0.4002	1	1.0571	0.531	0	0			
0.5002	0.8641	0.456	0.085	-0.056	-0.4606	0.4103	0.4003								
1,4-Dioxane (1) + 2-Butanone (2)															
0	0.7981	0.373	0	0				0.5511	0.9233	0.576	-0.205	-0.250	-0.8356	0.2909	0.2789
0.0833	0.8170	0.391	-0.077	-0.050	-0.632	0.4613	0.4576	0.6563	0.9472	0.650	-0.167	-0.263	-0.9285	0.2162	0.2009
0.1698	0.8365	0.411	-0.124	-0.102	-0.7139	0.4283	0.4237	0.7660	0.9722	0.751	-0.111	-0.252	-1.0713	0.1022	0.0821
0.2597	0.8568	0.436	-0.160	-0.150	-0.7555	0.3997	0.3938	0.8805	0.9985	0.901	-0.044	-0.197	-1.3692	-0.1215	-0.1502
0.3530	0.8779	0.464	-0.186	-0.200	-0.8467	0.3545	0.3472	1	1.0265	1.196	0	0			
0.4501	0.9001	0.512	-0.202	-0.231	-0.8346	0.3275	0.3180								
1,4-Dioxane (1) + Butyric Acid (2)															
0	0.9528	1.396	0	0				0.6000	1.0002	1.443	-0.395	0.167	0.5245	1.6385	1.6437
0.1000	0.9617	1.504	-0.183	0.128	0.9998	2.0259	2.0071	0.7000	1.0068	1.362	-0.307	0.106	0.3978	1.5416	1.5481
0.2000	0.9703	1.570	-0.332	0.214	0.9268	1.9767	1.9642	0.8000	1.0131	1.293	-0.184	0.057	0.2938	1.4670	1.4737
0.3000	0.9784	1.587	-0.420	0.251	0.8320	1.9004	1.8939	0.9000	1.0194	1.241	-0.065	0.026	0.2459	1.4322	1.4392
0.4000	0.9861	1.572	-0.467	0.256	0.7531	1.8312	1.8297	1	1.0265	1.196	0	0			
0.5000	0.9934	1.507	-0.456	0.211	0.6163	1.7161	1.7186								
1,4-Dioxane (1) + Butyl Acetate (2)															
0	0.8744	0.668	0	0				0.6641	0.9594	0.822	0.036	-0.196	-0.8028	0.5936	0.4920
0.1278	0.8875	0.682	0.005	-0.054	-0.4852	0.7261	0.6911	0.7547	0.9753	0.866	0.032	-0.201	-0.9734	0.5184	0.3903
0.2479	0.9010	0.692	0.014	-0.107	-0.5890	0.6856	0.6441	0.8406	0.9918	0.939	0.022	-0.172	-1.1077	0.4510	0.2898
0.3610	0.9149	0.708	0.023	-0.151	-0.6628	0.6570	0.6045	0.9223	1.0089	1.035	0.011	-0.119	-1.3746	0.3162	0.1013
0.4678	0.9292	0.739	0.032	-0.176	-0.6871	0.6462	0.5794	1	1.0265	1.196	0	0			
0.5687	0.9441	0.779	0.036	-0.189	-0.7249	0.6287	0.5459								
1,4-Dioxane (1) + Butylamine (2)															
0	0.7319	0.493	0	0				0.5579	0.8828	0.637	0.147	-0.248	-0.9672	0.3762	0.3411
0.0855	0.7534	0.509	0.020	-0.045	-0.5766	0.5699	0.5586	0.6625	0.9147	0.699	0.127	-0.259	-1.0620	0.3105	0.2648
0.1738	0.7761	0.524	0.052	-0.091	-0.6484	0.5408	0.5271	0.7709	0.9492	0.792	0.080	-0.243	-1.1845	0.2176	0.1570
0.2650	0.8001	0.541	0.089	-0.139	-0.7327	0.5055	0.4886	0.8834	0.9864	0.941	0.039	-0.172	-1.3201	0.0898	0.0074
0.3594	0.8258	0.560	0.117	-0.186	-0.8304	0.4626	0.4414	1	1.0265	1.196	0	0			
0.4569	0.8533	0.590	0.141	-0.224	-0.9088	0.4199	0.3927								

$V^E$ , have been presented in Table 2. The estimated uncertainty for excess molar volumes,  $V^E$ , is  $\pm 0.005 \text{ cm}^3 \cdot \text{mol}^{-1}$ .

The excess molar volumes,  $V^E$ , for all the 1,3-dioxolane systems, except for the system involving butylamine, are negative over the entire range of composition. The negative values of excess volumes for the three systems are in the order:

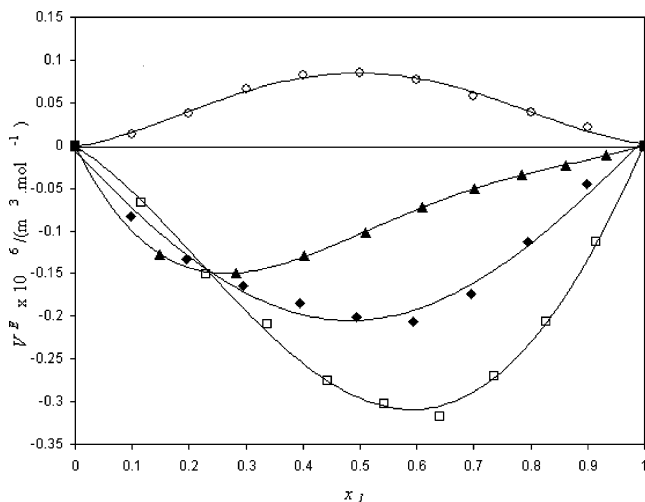
1,3-dioxolane + butyric acid > 1,3-dioxolane +  
2-butanone > 1,3-dioxolane + butyl acetate

The excess molar volumes for the two 1,4-dioxane systems

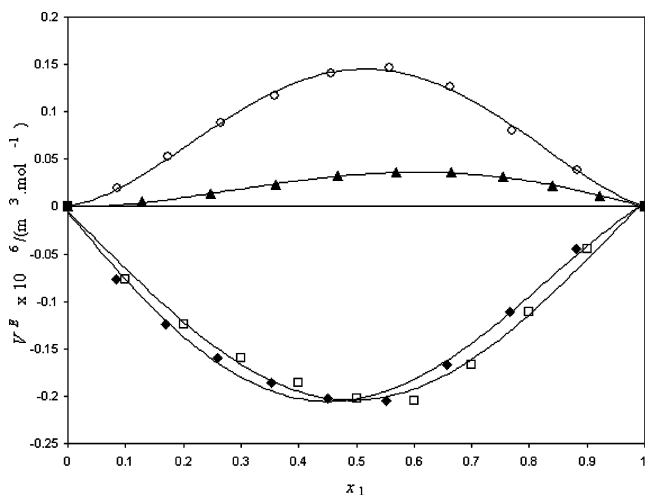
involving butylamine and butyl acetate are positive, while the other two 1,4-dioxane systems involving 2-butanone and butyric acid are negative. The order of  $V^E$  values for the 1,4-dioxane systems irrespective of their sign is as follows:

1,4-dioxane + butylamine > 1,4-dioxane + butyl acetate >  
1,4-dioxane + 2-butanone > 1,4-dioxane + butyric acid

The negative values of excess molar volume suggest specific interactions<sup>15</sup> between the mixing components in the mixtures while its positive values suggest dominance of dispersion



**Figure 1.** Excess molar volumes  $V^E$  at 298.15 K for binary mixtures of 1,3-dioxolane (1) with  $\blacklozenge$ , 2-butanone;  $\square$ , butyric acid;  $\blacktriangle$ , butyl acetate; and  $\circ$ , butylamine.



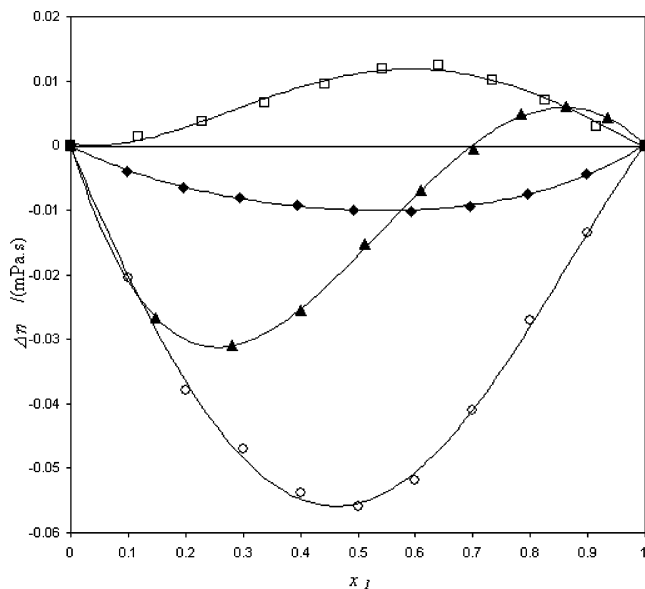
**Figure 2.** Excess molar volumes  $V^E$  at 298.15 K for binary mixtures of 1,4-dioxane (1) with  $\blacklozenge$ , 2-butanone;  $\square$ , butyric acid;  $\blacktriangle$ , butyl acetate; and  $\circ$ , butylamine.

forces<sup>16,13</sup> between them. The negative  $V^E$  values indicate the specific interactions such as intermolecular hydrogen bonding between the mixing components and also the interstitial accommodation of the mixing components because of the difference in molar volume. The negative  $V^E$  values may also be due to the difference in the dielectric constants of the liquid components of the binary mixture.<sup>15</sup> The negative  $V^E$  values for all the systems studied may be attributed to dipole–induced dipole interactions between the components liquids of the mixtures resulting in the formation of electron donor–acceptor complexes.<sup>17</sup> The plots of excess molar volume,  $V^E$ , versus mole fraction,  $x_1$ , of 1,3-dioxolane or 1,4-dioxane are presented in Figures 1 and 2.

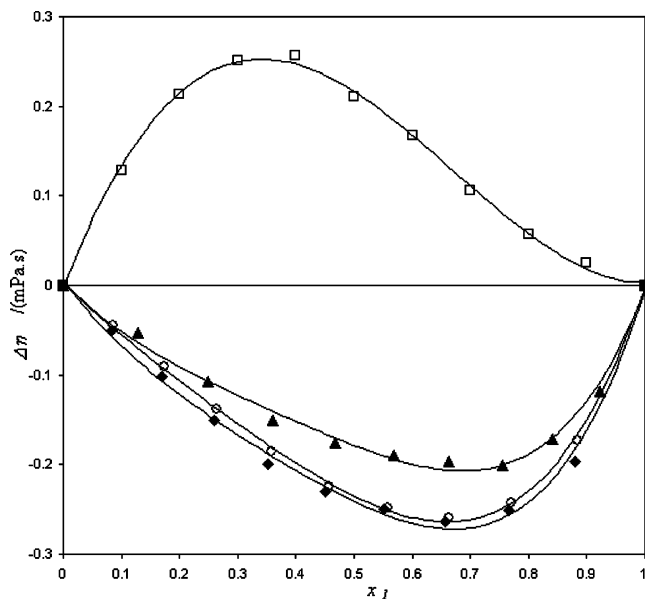
**Viscosity Deviation.** The deviation in viscosities,  $\Delta\eta$ , was computed using the relationship<sup>18</sup>

$$\Delta\eta = \eta - \sum_{i=1}^j (x_i\eta_i) \quad (2)$$

where  $\eta$  is the dynamic viscosities of the mixture;  $x_i$  and  $\eta_i$  are the mole fraction and viscosity of  $i$ th component in the mixture, respectively.



**Figure 3.** Viscosity deviations  $\Delta\eta$  at 298.15 K for the binary mixtures of 1,3-dioxolane (1) with  $\blacklozenge$ , 2-butanone;  $\square$ , butyric acid;  $\blacktriangle$ , butyl acetate; and  $\circ$ , butylamine.



**Figure 4.** Viscosity deviations  $\Delta\eta$  at 298.15 K for the binary mixtures of 1,4-dioxane (1) with  $\blacklozenge$ , 2-butanone;  $\square$ , butyric acid;  $\blacktriangle$ , butyl acetate; and  $\circ$ , butylamine.

A perusal of Table 2 shows that the values of viscosity deviation,  $\Delta\eta$ , are negative over the entire composition range for all the binary liquid mixtures studied except for the mixtures involving butyric acid. The estimated uncertainty for viscosity deviation,  $\Delta\eta$ , is  $\pm 0.004$  mPa.s. The negative values imply the presence of dispersion forces<sup>18</sup> between the mixing components in these mixtures, while positive values may be attributed to the presence of specific interactions<sup>18</sup> between them. The plots of viscosity deviation,  $\Delta\eta$ , versus mole fraction,  $x_1$ , for the different binary mixtures have been presented in Figures 3 and 4.

**Viscosity Models and Interaction Parameters.** Several semiempirical models have been proposed to estimate the dynamic viscosity ( $\eta$ ) of the binary liquid mixtures in terms of pure-component data.<sup>19,20</sup> Some of them we examined are as follows:

**Table 3. Values of Coefficients  $a_i$  of Equation 6 and Standard Deviations  $\sigma$  for Excess Properties of the Binary Mixtures of 1, 3-Dioxolane (1) or 1,4-Dioxane (1) Studied at 298.15 K**

binary mixture	excess property	$a_0$	$a_1$	$a_2$	$a_3$	$a_4$	$\sigma$
1,3-dioxolane + 2-butanone	$V^E \times 10^6/(\text{m}^3 \cdot \text{mol}^{-1})$	-0.798	0.084				0.013
	$\Delta\eta/(\text{mPa} \cdot \text{s})$	-0.040	-0.009	-0.009	0.129		0.001
1,3-dioxolane + butyric acid	$V^E \times 10^6/(\text{m}^3 \cdot \text{mol}^{-1})$	-1.184	-0.640	0.215	0.253		0.006
	$\Delta\eta/(\text{mPa} \cdot \text{s})$	0.044	0.040	-0.027	-0.037		0.001
1,3-dioxolane + butyl acetate	$V^E \times 10^6/(\text{m}^3 \cdot \text{mol}^{-1})$	-0.414	0.580	-0.371			0.001
	$\Delta\eta/(\text{mPa} \cdot \text{s})$	-0.068	0.183	-0.029			0.001
1,3-dioxolane + butylamine	$V^E \times 10^6/(\text{m}^3 \cdot \text{mol}^{-1})$	0.342	-0.070	-0.321	0.200	0.123	0.001
	$\Delta\eta/(\text{mPa} \cdot \text{s})$	-0.222	0.031	0.056	0.040	-	0.001
1,4-dioxane + 2-butanone	$V^E \times 10^6/(\text{m}^3 \cdot \text{mol}^{-1})$	-0.824	0.063	0.442	0.486	-0.337	0.003
	$\Delta\eta/(\text{mPa} \cdot \text{s})$	-0.972	-0.422	-0.315	-0.623	-0.353	0.002
1,4-dioxane + butyric acid	$V^E \times 10^6/(\text{m}^3 \cdot \text{mol}^{-1})$	-1.816	0.673	0.454	0.234	0.343	0.004
	$\Delta\eta/(\text{mPa} \cdot \text{s})$	0.859	-0.819	-	-	-	0.006
1,4-dioxane + butyl acetate	$V^E \times 10^6/(\text{m}^3 \cdot \text{mol}^{-1})$	0.135	0.112	-0.055	-0.063	-	0.001
	$\Delta\eta/(\text{mPa} \cdot \text{s})$	-0.720	-0.319	-0.408	-0.582	-	0.003
1,4-dioxane + butylamine	$V^E \times 10^6/(\text{m}^3 \cdot \text{mol}^{-1})$	0.579	0.093	-0.443	-0.105	-	0.003
	$\Delta\eta/(\text{mPa} \cdot \text{s})$	-0.944	-0.527	-0.247	-0.469	-0.122	0.001

Grunberg and Nissan<sup>21</sup> have suggested the following logarithmic relation between the viscosity of the binary mixtures and the pure components:

$$\eta = \exp \left[ \sum_{i=1}^j (x_i \ln \eta_i) + d_{12} \prod_{i=1}^j x_i \right] \quad (3)$$

where  $d_{12}$  is a constant proportional to the interchange energy. It may be regarded as an approximate measure of the strength of molecular interactions between the mixing components. The values of the interchange parameter  $d_{12}$  have been calculated as a function of the composition of the binary liquid mixtures of 1,3-dioxolane and 1,4-dioxane with butyl acetate, butyric acid, butylamine, and 2-butanone as listed in Table 2.

It has been found that the values of  $d_{12}$  are negative for all the binary systems studied, except the systems involving butyric acid. The negative values of  $d_{12}$  indicate the presence of dispersion forces<sup>18</sup> between the mixing components in the mixtures while its positive values indicate the presence of specific interactions<sup>18</sup> between them.

Tamura and Kurata<sup>22</sup> put forward the following equation for the viscosity of the binary liquid mixtures:

$$\eta = \sum_{i=1}^j x_i \phi_i \eta_i + 2T_{12} \prod_{i=1}^j [x_i \phi_i]^{1/2} \quad (4)$$

where  $T_{12}$  is the interaction parameter and  $\phi_i$  is the volume fraction of  $i$ th pure component in the mixture.

Molecular interactions may also be interpreted by the following viscosity model of Hind et al.:<sup>23</sup>

$$\eta = \sum x_i^2 \eta_i + 2H_{12} \prod_{i=1}^j x_i \quad (5)$$

where  $H_{12}$  is Hind interaction parameter, which may be attributed to unlike pair interaction.<sup>24</sup> In the present study, the values of interaction parameter  $T_{12}$  and  $H_{12}$  have been calculated from eqs 4 and 5, respectively, and are listed in Table 2. It has been observed that for a given binary mixture  $T_{12}$  and  $H_{12}$  do not differ appreciably from each other, and this is in agreement with the view put forward by Fort and Moore<sup>18</sup> in regard to the nature of parameters  $T_{12}$  and  $H_{12}$ . It is also significant to note that the values of  $T_{12}$  and  $H_{12}$  are larger for the binary mixtures of butyric acid with both the cyclic ethers, which involve specific molecular interactions<sup>25</sup> as revealed by the positive values of  $\Delta\eta$  and  $d_{12}$ .

**Redlich–Kister Polynomial Equation.** The excess properties ( $V^E$  and  $\Delta\eta$ ) were fitted to the Redlich–Kister polynomial equation:<sup>26</sup>

$$Y^E = x_1 x_2 \sum_{i=1}^K a_i (x_1 - x_2)^i \quad (6)$$

where  $Y^E$  refers to excess properties;  $x_1$  and  $x_2$  are the mole fraction 1,3-dioxolane or 1,4-dioxane and the other component, respectively. The coefficients  $a_i$  were obtained by fitting eq 6 to experimental results using a least-squares regression method. In each case, the optimal number of coefficients was ascertained from an approximation of the variation in the standard deviation ( $\sigma$ ). The calculated values of  $a_i$  along with the tabulated standard deviations ( $\sigma$ ) are listed in Table 3. The standard deviation ( $\sigma$ ) was calculated using

$$\sigma = [(Y_{\text{exp}}^E - Y_{\text{cal}}^E)^2 / (n - m)]^{1/2} \quad (7)$$

where  $n$  is the number of data points and  $m$  is the number of coefficients. The  $\sigma$  values lies between 0.013  $\text{m}^3 \cdot \text{mol}^{-1}$  and 0.001  $\text{m}^3 \cdot \text{mol}^{-1}$  for  $V^E$  and between 0.006  $\text{mPa} \cdot \text{s}$  and 0.001  $\text{mPa} \cdot \text{s}$  for  $\Delta\eta$ , respectively. The largest  $\sigma$  values corresponds to the 1,3-dioxolane + 2-butanone system for  $V^E$  and the 1,4-dioxane + butyric acid for  $\Delta\eta$ , respectively. In the present study,  $V^E$  and  $\Delta\eta$  are quite systematic and a function of the composition of the binary mixtures.

## Literature Cited

- Roy, M. N.; Jha, A.; Dey, R. A study on ion–solvent interactions of some alkali metal chlorides in tetrahydrofuran + water mixture at different temperatures. *J. Chem. Eng. Data* **2001**, *46*, 1247–1252.
- Janz, C. G.; Tomkins, R. P. T. *Non-Aqueous Electrolytes Handbook*; Academic Press: New York, 1973; Vol. 2.
- Jasinski, R. *High Energy Batteries*; Plenum Press: New York, 1967.
- Roy, M. N.; Hazra, D. K. Densities and viscosities of the binary aqueous mixtures of tetrahydrofuran and 1,2-dimethoxyethane at 298, 308 and 318 K. *Indian J. Chem. Technol.* **1994**, *1*, 93–97.
- Millero, F. J. In *Structure and Transport Process in Water and Aqueous Solutions*; R. A. Horne: New York, 1972.
- Brocos, P.; Calvo, E.; Pineiro, A.; Bravo, R.; Amigo, A. Heat capacities, excess enthalpies, and volumes of mixtures containing cyclic ether. 5. Binary systems {1,3-dioxolane + 1-alkanols}. *J. Chem. Eng. Data* **1999**, *48*, 1341–1347.
- Riddick, J.; Bunger, W. B.; Sakano, T. K. *Organic Solvents. Physical Properties and Methods of Purification*, 4th ed.; Wiley: New York, 1986; Vol. 2.
- Martin Contreras, S. Densities and viscosities of binary mixtures of 1,4-dioxane with 1-propanol and 2-propanol at (25, 30, and 40) °C. *J. Chem. Eng. Data* **2001**, *46*, 1149–1152.

- (9) Francesconi, R.; Comelli, F. Excess molar enthalpies and excess molar volumes of propylene carbonate + cyclic ethers. *J. Chem. Eng. Data* **1995**, *40*, 31–33.
- (10) Sastry, N. V.; Patel, M. C. Densities, excess molar volume, viscosities, speeds of sound, excess isentropic compressibilities and relative permittivities for alkyl (methyl, ethyl, butyl, and isoamyl) acetates + glycols at different temperatures. *J. Chem. Eng. Data* **2003**, *48*, 1019–1027.
- (11) Kinart, C. M.; Kinart, W. J.; Checinska-Majak, D. Relative permittivity, viscosity, and speed of sound for 2-methoxyethanol + butylamine mixtures. *J. Chem. Eng. Data* **2003**, *48*, 1037–1039.
- (12) Pal, A.; Bhardwaj, R. K. Ultrasonic speeds and volumetric properties of dipropylene glycol monomethyl ether-*n*-alkylamine mixtures at 298.15 K. *Z. Phys. Chem.* **2002**, *216*, 1033–1051.
- (13) Hsu-Chen, K.; Chein-Hsiun, T. Densities and viscosities of binary and ternary mixtures of ethanol, 2-butanone, and 2,2,4-trimethylpentane at  $T = (298.15, 308.15, \text{ and } 318.15)$  K. *J. Chem. Eng. Data* **2005**, *50*, 608–615.
- (14) Nikam, P. S.; Hosan, M. Density and viscosity studies of some metal halides in (DMSO + water) mixtures at 25 °C. *J. Chem. Eng. Data* **1988**, *33*, 165–169.
- (15) Nayak, J. N.; Aralaguppi, M. I.; Aminabhavi, T. M. Density, viscosity, refractive index, and speed of sound in the binary mixtures of 1,4-dioxane + ethyl acetoacetate, + diethyl oxalate, + diethyl phthalate, or + dioctyl phthalate at 298.15, 303.15, and 308.15 K. *J. Chem. Eng. Data* **2003**, *48*, 1489–1494.
- (16) Roy, M. N.; Sinha, A.; Sinha, B. Excess molar volume, viscosity deviation and isentropic compressibility of binary mixtures containing 1,3-dioxolane with monoalcohols at 303.15 K. *J. Solution. Chem.* **2005**, *34*, 1311–1325.
- (17) Jain, P.; Singh, M. Density, viscosity, and excess properties of binary liquid mixtures of propylene carbonate with polar and nonpolar solvents. *J. Chem. Eng. Data* **2004**, *49*, 1214–1217.
- (18) Fort, R. J.; Moore, W. R. Viscosities of binary liquid mixtures. *Trans. Faraday Soc.* **1966**, *62*, 1112–1119.
- (19) Reid, R. C.; Prausnitz, J. M.; Poling, B. E. *The Properties of Gases and Liquids*, 4th ed.; McGraw-Hill: New York, 1987.
- (20) Irving, J. B. *Viscosities of Liquid Mixtures*; NEL Reports 630 and 631; National Engineering Laboratory: East Kilbride, Glasgow, 1977.
- (21) Grunberg, L.; Nissan, A. H. Mixture law for viscosity. *Nature* **1949**, *164*, 799–800.
- (22) Tamura, M.; Kurata, M. Viscosity of binary mixture of liquids. *Bull. Chem. Soc. Jpn.* **1952**, *25*, 32–37.
- (23) Hind, R. K.; McLaughlin, E.; Ubbelohde, A. R. Structure and viscosity of liquid-camphor and pyrene mixtures. *Trans. Faraday Soc.* **1960**, *56*, 328–334.
- (24) Oswal, S. L.; Desai, H. S. Studies of viscosity and excess molar volume of binary mixtures 3. 1-alkanol + di-*n*-propylamine, and + di-*n*-butylamine mixtures at 303.15 and 313.15 K. *Fluid Phase Equilib.* **2001**, *186*, 81–102.
- (25) Jain, P.; Singh, M. Density and viscosity of binary mixtures of *n*-propylamine with polar and non-polar solvents vis-à-vis molecular interactions. *J. Indian Chem. Soc.* **2005**, *82*, 225–231.
- (26) Redlich, O.; Kister, A. T. Algebraic representation of thermodynamic properties and the classification of solutions. *Ind. Eng. Chem.* **1948**, *40*, 345–348.

Received for review October 5, 2005. Accepted January 16, 2006. The authors are grateful to the Departmental Special Assistance Scheme under the University Grants Commission, New Delhi (No. 540/6/DRS/2002, SAP-1) for financial support. V.K.D. is also grateful to C.S.I.R (New Delhi) under University of North Bengal, Darjeeling, for sanctioning a Junior Research Fellowship and providing financial aid in support of this research work.

JE0504109